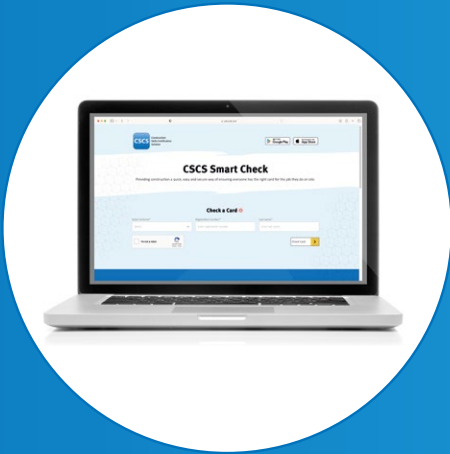




How to be a Smart Site!



Version 2.9
Issued 16.02.2026

How to be a Smart Site!

Sites should require everyone working in a construction occupation to hold a card carrying the CSCS logo and be checking those cards regularly to ensure they are genuine and in date.

A **Smart Site** knows that checking cards using CSCS Smart Check is the quickest, easiest, and most secure method.

CSCS Smart Check verifies all 2.3 million cards displaying the CSCS logo and can be built into existing site access systems or as an app on Apple or Android devices.

Smart Check is used to perform millions of checks a month across UK construction sites. The API is used by many Build UK members to help ensure compliance and provide valuable real-time skills and occupational mix insights.

Checking cards digitally using CSCS Smart Check ensures everyone on site has the right qualifications and training for the job they do. This guidance will help you make your site a smart one, in line with Construction Leadership Council recommendations.

Begin by setting out your policy of card checking including what action you will take if a card is found to have expired, been cancelled or is fraudulent:

- ✓ **In your contracts**
- ✓ **With your supply chain**
- ✓ **On your projects**

You are checking that the card:

- ✓ **Is genuine**
- ✓ **Is in date**
- ✓ **Is being used by the person in the card profile photo**
- ✓ **Displays an appropriate qualification for the occupation of the person presenting the card**

What is CSCS Smart Check?



CSCS Smart Check allows sites to check all 2.3 million cards displaying the CSCS logo using a single interface.

The platform was built and launched by the CSCS Alliance - the card schemes that carry the CSCS logo - with Construction Leadership Council recommendations stating it “should be used to verify that individuals hold the correct card for the occupation they are undertaking”.

Employers can either use the CSCS Smart Check API within their existing site access systems, download the CSCS Smart Check app free via the Apple Store or Google Play.

CSCSSmartCheck.co.uk is also available and is primarily intended for those checking cards on PCs or laptops, with individuals able to verify the qualifications and training of their workforce by inputting the scheme, registration number and surname of the cardholder.

Free to download on



iPhone / iOS

CSCS Smart check is compatible with the iPhone 6S model onwards.



Android

CSCS Smart Check is compatible with any Android phone that has NFC capabilities.



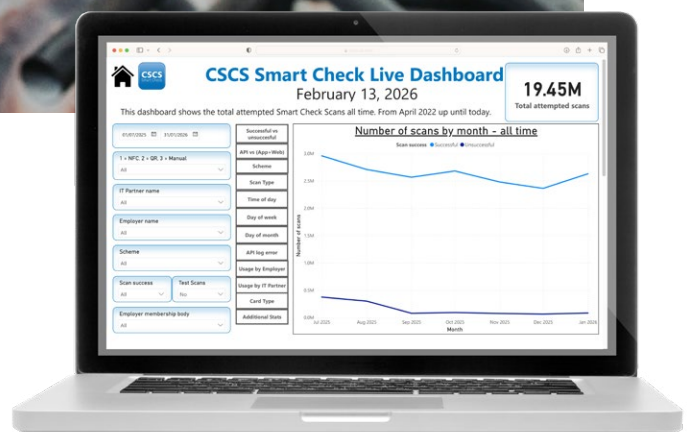
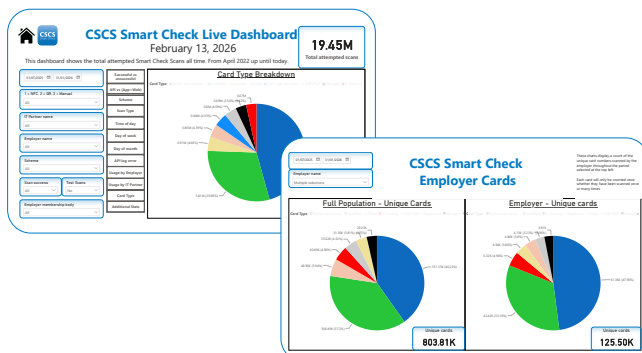
Using the CSCS Smart Check API within existing site access systems

CSCS Smart Check technology can be built into your existing site access systems, entry turnstiles and other forms of card checking site access and induction systems by your IT provider.

This ensures those responsible for checking and validating cards on construction sites have a quick and reliable platform to ensure individuals have the correct training and qualifications for the job they do.

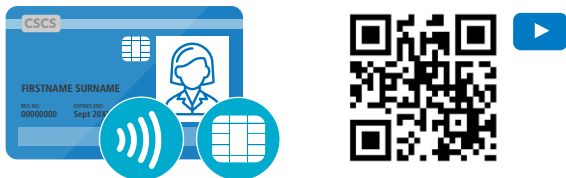
The API also offers contractors and industry a valuable snapshot and real-time insights into the skills and occupational mix of the construction workforce.

Sites wishing to use CSCS Smart Check, and IT providers interested in accessing the API, should visit CSCSGroup.co.uk/SmartCheck and fill in the enquiry form. A member of the CSCS Team will then be in touch.



Using the CSCS Smart Check app

CSCS Smart Check technology can be used to check all cards carrying the CSCS logo including those with a chip or contactless symbol, a QR code, virtual cards stored on a mobile phone and cards that are not yet smart.



To read a physical SmartCard that has a chip or is contactless:

- Select Contactless on the homepage
- Hold the card against the back of the device
- The cardholder's photograph, training and qualifications will appear on screen.

** Android users must ensure that Near Field Communication (NFC) is activated via the System Settings on the device.*



To read a digital card with a QR code:

- Select QR code on the homepage and the app will open the camera
- Have the cardholder open the virtual card on their device
- Focus the camera on the QR code displayed on the device
- The cardholder's photograph, training and qualifications will appear on the screen.



To read a physical SmartCard with a QR code:

- Select QR code on the homepage and the app will open the camera.
- Focus the camera on the QR code displayed on the card
- The cardholder's photograph, training and qualifications will appear on screen.



To read a card which is not yet smart:

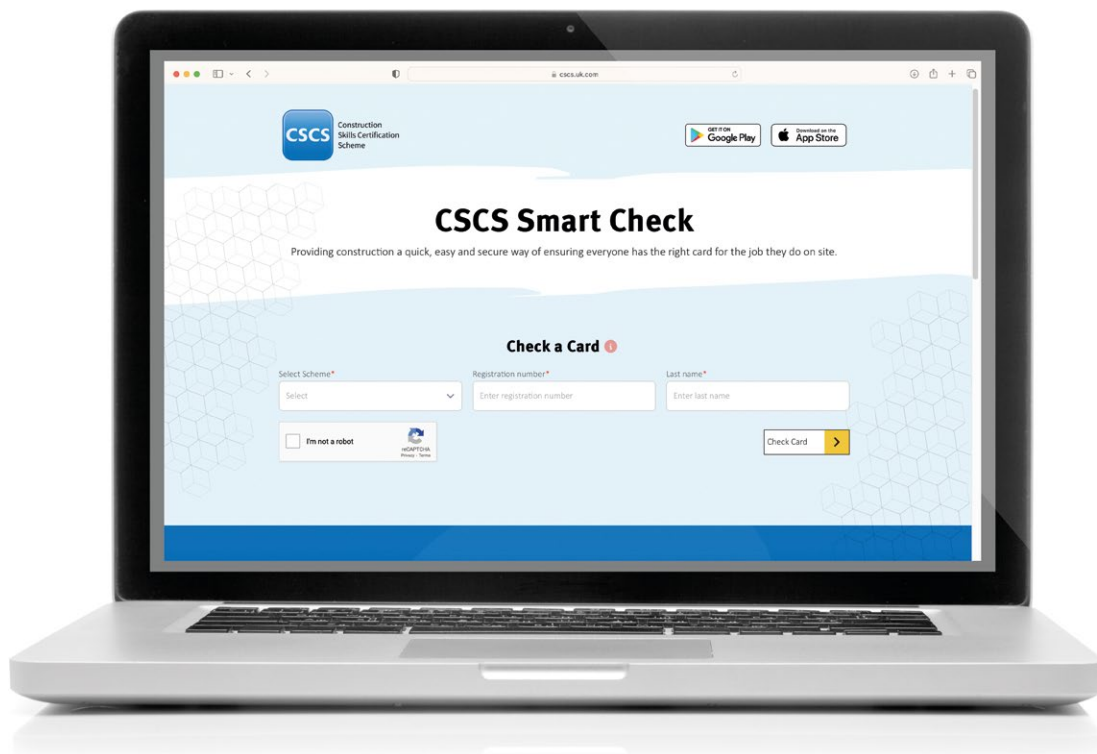
- Select manual on the homepage
- Select the relevant card scheme from the drop-down menu
- Enter the card number and, depending on the card scheme, the surname of the cardholder
- Click verify.



Watch a [step-by-step guide](#) on what a successful verification of a card looks like and what to do should the attempt fail.

Visit CSCSSmartCheck.co.uk

As well as the API and mobile app, [CSCSSmartCheck.co.uk](https://cscssmartcheck.co.uk) is also available for those checking cards away from site gates on desktops or laptops, such as those in HR or administrative roles. Simply select the card scheme and enter the registration number and surname of the cardholder to verify a card within seconds.



[CSCSSmartCheck.co.uk](https://cscssmartcheck.co.uk) is not intended for use on mobile and those checking cards via their phone should download the CSCS Smart Check app free via Google Play or the App Store.



[CSCSSmartCheck.co.uk](https://cscssmartcheck.co.uk)

Expired or damaged Cards

Expired or damaged cards will not display on CSCS Smart Check.

If you encounter an expired or damaged card, return the card to the cardholder and request that they contact the relevant card scheme to arrange a replacement card. Access to site for a worker without a valid card should be in accordance with the site or company policy.

Fraudulently obtained Cards

If you suspect a fraudulent card, please report it to CSCS by following these steps:

1. Deny access to the site.
2. Retain the card and clarify from the cardholder when and how they obtained it whenever possible.
3. Create photocopies or capture images of both sides of the card.
4. Record the cardholder's name and address.
5. Report the suspected card via the CSCS Smart Check app or email intel@cscs.co.uk or post to: CSCS Limited, 26 Store Street, London, WC1E 7BT For further guidance please visit [CSCS.uk.com/ReportFraud](https://www.cscs.co.uk/ReportFraud)

Card schemes displaying the CSCS logo take the issue of fraudulently obtained cards extremely seriously. Fraudulently obtained cards enable unqualified workers to gain access to construction sites where they may be a risk to themselves and others working alongside them.

Workers without Cards

All construction workers should hold the relevant card to access a construction site.

CSCS does not issue cards for non-construction related occupations. This means some workers will be arriving on site without a card. It is the responsibility of site managers to induct non-construction related workers and escort them where appropriate so they can carry out their work safely on site. For further information on non-construction related occupations please visit [CSCSGroup.co.uk/NonConstructionOccupations](https://www.cscs.co.uk/NonConstructionOccupations)

For further information visit [CSCSGroup.co.uk/SmartCheck](https://www.cscs.co.uk/SmartCheck)